



YEAR 11 ENGLISH REVISION TIMETABLE 2024

Chunking your Revision



















If you spend 20 minutes a day on English, you can revise thoroughly before the exams.



















Revision Materials

Use your revision guides and exercise books. You could also use websites such as [BBC bitesize](#), [spark notes](#), [Youtube](#) (Mr Bruff and Mr Salles), [National](#)  [Oak lessons](#).

Colour Code

- Language Topics
- Lit Paper 1 Topics – J&H and Macbeth
- Lit Paper 2 Topics – AIC, P&C poetry and Unseen Poetry
- Holidays
- Days Off

	MON	TUES	WED	THURS	FRI	SAT	SUN	MON	TUES	WED	THURS	FRI	SAT	SUN	
JAN	8 RAG rate the key areas of revision for each of your literature texts: context, themes, characters, quotations etc. Use this to prioritise your revision.	9 Watch these videos on Q1 and Q2 (Paper 2) . Make notes on how to answer. 	10 Make character cards for The Inspector and Mr Birling. Include key moments, context and 3-5 quotes each	11 Do a Q1 and Q2 from Language Paper 2 in your revision booklet – time yourself: 5 mins Q1 and 10 mins Q2 – use the mark scheme to grade your answer – how could you have improved it?	12 Make a mind map of key context information for An Inspector Calls. Ensure you have a section on writer's purpose – what is Priestley's message?	13	14 Watch either or both of these videos and make notes on the context behind Macbeth  	15 Watch and make notes on ' My Last Duchess ' and Ozymandias. Complete revision cards/posters for both poems.  	16 Plan and answer a Q3 for Language Paper 2 in your revision booklet. Use the mark scheme to grade your answer – how could you have improved it?	17 Make character cards for Dr Jekyll and Dr Lanyon. Include their key moments and 3 quotes for each	18 Make notes on how to answer Q4 (Lang P2). 	19 Make character cards for Macbeth and Lady Macbeth. Include their key moments and 3 quotes each.	20	21 Use your notes from Thursday's video to try a P2 Q4 . Use the JOG revision guide for an example question. Time your answer and use the marks scheme see what you need to improve.	
Jan/Feb	22 Make a mind map about what each text type should include e.g. a letter, an email, a newspaper article. You can use AQA's guidance to help you. 	23 Watch this video on context in J&H. How does it link to the themes in J&H? 	24 Watch this video with a student exemplar (Q5). What could you magpie for your own writing? 	25 Make character cards Sheila and Gerald Include their key moments, context and 3-5 quotes for each.	26 Make character cards for the Witches and Banquo. Include their key moments and 3 quotes for each.	27	28 Watch this video reminder on unseen poetry . Then have a go at Set 1 Q1 from your poetry revision workbook. 	29 Watch and make notes on ' London ' and ' Tissue '. What could be your three main points in an essay power? 	30 Choose 3 different images; for each one, spend 5 minutes planning an answer for P1 Q5 – what would you include in each paragraph?	31 Make a mind-map on the features of the Gothic genre and the conventions of a tragedy. Does Macbeth conform, or subverts these features?	1 Using your Unseen Poetry Workbook: Plan and write an answer to Set 1 Q2 (8 mark question)	2 Choose one of your plans from Tuesday night's revision and write your answer.	3	4 Make character cards for Mr Hyde and Mr Utterson. Include their key moments and 3 quotes for each.	
Feb	5 Plan and write an answer to a Q1 and Q2 from Lang paper 1 in your revision booklet.	6 Make character cards for the minor characters in the Macbeth – Fleance, Lady Macduff, Malcolm, Donalbain, Young Siward. What is their role? 1-2 quotes for each.	7 Plan and write an answer to a Q3 from Lang Paper 1 in your revision booklet. Time yourself.	8 AIC - Create revision cards on the themes of Gender and social responsibility - Include key moments and 3 key quotations for each.	9 Lang Paper 1 – Have a go at a Q4 – plan and answer under timed conditions.	10	11 Watch and make notes on ' The Prelude ' and ' Storm on the Island '. What could be your three main points in an essay about power 	12 Make character cards Eric and Mrs Birling Include their key moments, context and 3-5 quotes for each.	13 Choose a Paper 2 Question 5 writing task (from your workbook/ revision guide) and have a go at planning an answer.	14 Using your Unseen Poetry Workbook, have a go at answering Set 2 Q1 & Q2 (45 minutes – 35 Q1 and 10 for Q2)	15 Choose one of the characters from AIC and plan an essay on how this character is presented in the play. (If you have time, try to plan and write the answer in 45 minutes)	16 Watch the first half of this video on the themes in Jekyll and Hyde (you will watch the rest on Sunday). Create revision cards for each theme. 	17	18 Finish watching this video on the themes in Jekyll and Hyde Create revision cards for each theme. 	
Feb	19 Use Mr Bruff's revision playlist and address the areas of Language Paper 1 you feel least confident with. 	20 Watch this video on the themes in Macbeth. Create revision cards for each theme. 	21 Watch this video with a student exemplar (Q5). What could you magpie for your own writing? 	22 Watch and make notes on ' The Emigrée ' and ' Checking Out Me History '. Plan a comparison between both poems. 	23 Have a go at a Language Paper 1 – Q5. Use your notes from the exemplar video to help you.	24	25 Ensure you have revision cards for all characters in AIC including Eva Smith and Edna. Revise these cards – what is each characters' purpose?	26th - 3rd March – <i>In class assessments week 1</i> Prioritise your revision by looking at what areas are your weakest and revise these first.							
MAR	4th – 8th March <i>In class assessment week 2</i> Prioritise your revision by looking at what areas are your weakest and revise these first.						9	10 Check you have revision notes on all key characters from Jekyll and Hyde – test yourself on the quotes and make sure that you can explain their purpose in the play	11 Look through a past paper for Language paper 2 and create a toolkit – with sentence starters to help you remember how to answer each question.	12 Check you have revision notes on all key characters from Macbeth – test yourself on the quotes and make sure that you can explain their purpose in the play.	13 Speed plan 2 essay questions on AIC: How does Priestly present ideas about social class? How does Priestley present Mrs Birling as an unlikeable character?	14 Have a go at answering a P2 Q2 and Q3. Use the JOG revision guide for an example question. Time your answer and use the marks scheme to grade your response.	15 Choose one of your AIC essay plans and write up an answer. Identify areas that you struggled with and what you need to do to improve.	16	17 Have a go at answering a P2 Q4 . Use the JOG revision guide for an example question. Time your answer and use the marks scheme to grade your response. How could you improve this further?

MAR/APR	18 Test yourself on your Macbeth quotes – for each one write down key words, methods, themes and contextual links	19 Watch and make notes on ‘The Charge of the Light Brigade’ and ‘Bayonet Charge’ . How could you compare these poems?  	20 Read 2 newspaper articles on the same topic. Make comparisons between the writers’ viewpoints. What methods support these views? (you can use a past paper if you are struggling to find these texts)	21 Go over your essay plans and revision cards for Power and Conflict poetry testing yourself on key quotes, context and meanings.	22 Have a go at answering a P2 Q5 . Use the JOG revision guide for an example question. Time your answer and use the marks scheme to grade your response. How could you improve this further?	23	24 Create an essay plan for the theme of ambition in Macbeth. Can you include quotes you’ve chosen for characters already?	25 Find an image online; plan an answer and write the opening paragraph of a Paper 1 Lang Q5 – write a description based on this image.	26 Make sure you have revision notes on each of the themes in Macbeth. Revise these themes and ensure you have quotations for each one. Practise exploding a couple of the quotations.	27 Practice an Unseen Poetry question. Plan and write an answer to Set 3 Q1 in the Unseen poetry revision workbook.	28 Revise Punctuation – watch the video below on comma splicing. Look back over Q5s that you have written in the last week and proof read/edit your work. 	29 Practice an Unseen Poetry question. Plan and write an answer to Set 3 Q2 in the Unseen poetry revision workbook.	30	31 Plan an essay on Dr Lanyon and the theme of science in Jekyll & Hyde. Include quotes. Write up your essay plan on DR Lanyon and the theme of science from last week.
APR	1 Have a go at a past paper for Jekyll and Hyde. Spend 5 minutes planning. Then spend 20 minutes writing (Try to write at least 1 paragraph on the extract and 1 on the novella as a whole).	2 Test yourself AIC – look back over your revision notes and essay plans. Try to recall quotations and link each one to theme and context.	3 Have a go at answering a P2 Q4 . Use the JOG revision guide for an example question. Time your answer and use the marks scheme to grade your response. How could you improve this further?	4 Watch and make notes on ‘Poppies’ and ‘War Photographer’ . Plan an essay on how war affects those who are not directly involved in conflict.  	5 Create an essay plan for the theme of the supernatural and its significance, in Macbeth. Remember to include quotations?	6	7 Have a go at answering a P1 Q2 and Q3 . Use the JOG revision guide for an example question. Time your answer and use the marks scheme to grade your response. How could you improve this further?	8 Plan an essay (4 paragraphs) on How the character of Eva/Daisy is presented in the Play. Include quotes to learn. Have a go at writing up part of this answer	9 Have a go at answering a P1 Q4 . Use the JOG revision guide for an example question. Time your answer and use the marks scheme to grade your response. How could you improve this further?	10 Make a diagram that tracks how tension builds in Jekyll and Hyde. Think about what techniques are used to increase mystery and tension.	11 Watch and make notes on ‘Remains’ , and ‘Exposure’ . How could you compare these poems and their presentation of conflict?  	12 Look over your answers for language paper 1 over the last 2 weeks, which is your weakest area? Watch Mr Bruff or Mr Salles talk through this question and have another go at it.	13	14 Write an answer to a Macbeth exam question – either using one of your essay plans, a past paper, or make up your own character based question e.g. How is the character of Lady Macbeth presented as a powerful female?
APR	15 Plan a newspaper article about the potential harm of social media on children.	16	17 Speed plan 2 essay questions on AIC: How does Priestly present the generation gap? How does Priestley present Sheila as a character who takes responsibility?	18 Write up your Newspaper article on the potential harm of social media on children. Proof read paying particular attention to your use of punctuation.	19 Speed plan 2 essays for Macbeth: -How is the theme of guilt presented? -How does Shakespeare present the relationship between Macbeth and Lady Macbeth?	20	21 Look over your answers for language paper 2 over the last 3 weeks, which is your weakest area? Watch Mr Bruff or Mr Salles talk through this question and have another go at it.	22 Watch and make notes on the poem ‘Kamikaze’ including key quotations. Which poems would you compare it to and why.  	23 Plan an essay on the importance of Mr Utterson in Jekyll and Hyde. There are useful Oak National revision videos to help if you need them. 	24 Choose one of your AIC essay plans from last week and write up an answer. Identify areas that you struggled with and what you need to do to improve.	25 Look through a past paper for Language paper 1 and create a toolkit – with sentence starters to help you remember how to answer each question.	26 Type ‘Poem of the Day’ into Google. Create your own unseen poetry question and annotate the techniques the writer has used to share their message	27	28 Choose one of your essay plans for Macbeth – write it up under timed conditions (45 minutes to write your answer)
MAY	29	30 Practice an Unseen Poetry question. Plan and write an answer to Set 4 Q1 in the Unseen poetry revision workbook.	1 Read a newspaper article or blog. Write a short paragraph analysing the language used in the article.	2	3 Go over your essay plans and revision cards for Power and Conflict poetry testing yourself on key quotes, context and meanings.	4	5 Have a go at a past paper for Language paper 1 – section A. Identify the question you are least comfortable with and write this up.	6 RAG rate the key areas of revision for Macbeth and Jekyll and Hyde: context, themes, characters, quotations etc. Use this to prioritise your revision.	7 Go over your character and theme essay plans for J&H testing yourself on the quotations - for each one, write down key words, methods, themes and contextual links.	8 Go over your character and theme essay plans for Macbeth; test yourself on the quotations - write down key words, methods, themes and contextual links.	9 Choose one of your essay plans for Macbeth and write out your answer. Time yourself and self-mark against the mark scheme.	10 Choose one of your essay plans for Jekyll and Hyde and write out your answer. Time yourself and self-mark against the mark scheme.	11	12 Read through your revision guides and notes. Get a good night of sleep and eat well
MAY	13 LIT PAPER 1 Macbeth and Jekyll and Hyde	14 Test yourself on AIC and look back over your revision notes and essay plans. Have a go at writing out the introductions to a couple of the essay questions.	15 Test yourself on Power and conflict poetry. Revise key quotes, context and messages in each of the poems. Look back over your revision notes and essay plans. Have a go at writing out the introductions to a couple of the essay questions.	16 Practice an Unseen Poetry question. Plan and write an answer to Set 5 Q1 and Q2 in the Unseen poetry revision workbook.	17 Choose one of your Power and Conflict poetry essay plans and write up your answer – do this under timed conditions (45 minutes)	18	19 Read through your revision guides and notes. Get a good night of sleep and eat well	20 LIT PAPER 2 AIC, Poetry Anthology, Unseen Poetry	21 Use Mr Bruff’s revision playlist and address the areas of Language Paper 1 you feel least confident with and revise.  	22 Read through your revision guides and notes. Get a good night of sleep and eat well.	23 LANG PAPER 1- Fiction Q5 = descriptive/narrative writing  	24 Use Mr Bruff’s revision playlist and address the areas of Language Paper 2 you feel least confident with. You will need to watch all 5 videos.  	25	26 Watch Mr Salles, walk you through Paper 2. Either skip to the question you need most help with, or watch the whole video.  
MAY/ JUNE	27 Lang Paper 2 – Plan 3 different speeches – 10 minutes on each plan: 1)How we should eat less meat. 2)parents are too over protective 3)People need to be more active	28 Choose one of your speeches from yesterday and write this up. Read through and identify where you would place it on the mark scheme – what do you still need to work on?	29 Lang Paper 2 - Time yourself – 25 minutes to complete a Q2 and Q3 from a past paper.	30 Lang Paper 2 - Time yourself – 25 minutes to complete a Q4 from a past paper.	31 Time yourself – 45 minutes to plan, write and proof read a paper 2 question 5. Check your SPAG	1	2 Review each of your practise answers over the last week. Which question is your weakest? Identify what you need to do to improve using the mark scheme.	3 Timed practise – choose the question/questions you are least confident with.	4 Timed practise – choose the question/questions you are least confident with.	5 Read through your revision guides and notes. Get a good night of sleep and eat well.	6 LANG PAPER 2- Non-Fiction Q5 = Non-Fiction (letter, article, speech etc)	Feeling overwhelmed? Try this advice from Young Minds. Revision is important but your mental health is more important. Please ask for support if you are feeling overwhelmed or if you are anxious about the upcoming exams. 